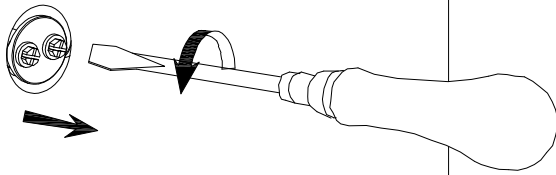
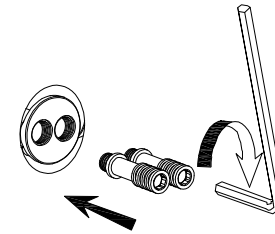


1




Take out the plastic covers from the in-wall body.

2



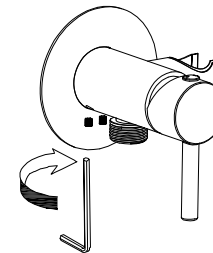
Mount the nozzles in the in-wall body with a wrench.

3



Mount the out-wall body and flange to the in-wall body.

4



Mount the screws in the body and screw it tight.