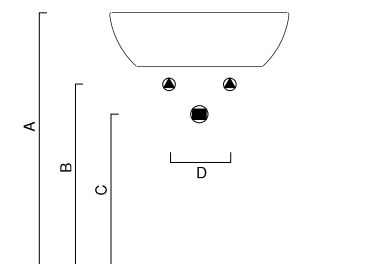
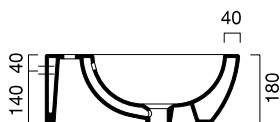
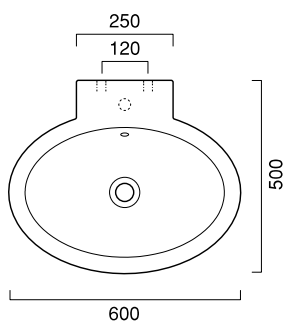




Sistema ZERO+ - LAVABO 60/2 / WASH BASIN 60/2 / WASCHTISCH 60/2 - 6BZE - Kg. 15

dwg ● dxf ●



COD.	ACCESSORI	FITTINGS ACCESSOIRES			
		A	B	C	D
-		830	600	500	150
COSF	COLONNA PEDESTAL STANDSÄULE	800	550	500	150
COSI	COPRISIFONE P TRAP-COVER SIPHONVERKLEIDUNG	830	600	500	150